

Invesco Global Equity

Overall Morningstar Rating™

★★★

Out of 710 World Stock funds. An investment's overall Morningstar Rating, based on its risk-adjusted return, is a weighted average of its applicable 3-, 5-, and 10-year Ratings. See disclosure for details.

Morningstar Return

Average

Morningstar Risk

Below Average

Investment Strategy

The investment seeks long-term growth.

The fund invests primarily in equity securities, specifically, common and preferred stocks, convertible securities, rights and warrants to purchase common stock and depositary receipts. It invests, under normal circumstances, in issuers located in at least three different countries, including the U.S. The fund emphasizes investment in issuers in the U.S. and in the developed countries of Western Europe and in the Pacific Basin and may also invest up to 20% of its total assets in issuers located in developing countries.

Category Description: World Stock

World-stock funds have few geographical limitations. It is common for these funds to invest the majority of their assets in the U.S., Europe, and Japan, with the remainder divided among the globe's smaller markets.

Morningstar Proprietary Statistics

	Morningstar Rating	Out of # of investments
3 Year	★★★	710
5 Year	★★★	504
10 Year	★★★★	285

Notes

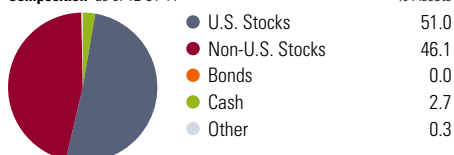
Qualified retirement plans from American United Life Insurance Company® (AUL) are funded by an AUL group variable annuity contract. While a participant in an annuity contract may benefit from additional investment and annuity related benefits under the annuity contract, any tax deferral is provided by the plan and not the annuity contract. Registered group variable annuity contracts issued by AUL are distributed by OneAmerica Securities, INC., Members FINRA, SIPC, a Registered Investment Advisor, 433 N. Capitol Ave., Indianapolis, IN 46204, 1-877-285-3863, which is a wholly owned subsidiary of AUL.

For registered products, this material must be preceded or accompanied by prospectuses. For a current prospectus on these variable annuities and prospectuses for the underlying investment options, which contain more complete information including mortality and expense risk charges, administrative costs, portfolio management fees, risks and limitations, please contact your representative or the company. The investment option is not FDIC insured, may lose value and is not guaranteed by a bank or other financial institution. Please read the prospectus carefully before you invest or send money.

Products and financial services provided by American United Life Insurance Company®, a OneAmerica company.

Portfolio Analysis

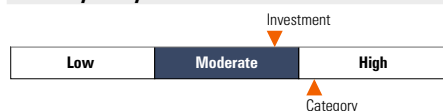
Composition as of 12-31-11



Top 20 Holdings as of 12-31-11

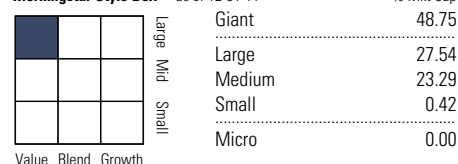
Company	% Assets
Chevron Corp	2.75
International Business Machines Corp	2.59
Philip Morris International, Inc.	2.40
Verizon Communications Inc	2.34
ConocoPhillips	2.26
Amgen Inc	2.16
Marathon Oil Corp	2.13
UnitedHealth Group Inc	2.08
Pfizer Inc	2.02
BCE Inc	1.99
Activision Blizzard, Inc.	1.98
IAC/InterActiveCorp	1.98
Motorola Solutions, Inc.	1.98
European Aeronautic Defence and Space NV	1.96
Dell Inc	1.92
Apollo Group Inc A	1.90
Royal Dutch Shell PLC	1.89
Swedish Match AB	1.85
Takeda Pharmaceutical Co., Ltd.	1.81
Domtar Corp	1.80
Total Number of Stock Holdings	100
Total Number of Bond Holdings	0
Annual Turnover Ratio %	86
Total Fund Assets (\$mil)	144.06

Volatility Analysis



In the past, this investment has shown a relatively moderate range of price fluctuations relative to other investments. This investment may experience larger or smaller price declines or price increases depending on market conditions. Some of this risk may be offset by owning other investments with different portfolio makeups or investment strategies.

Morningstar Style Box™ as of 12-31-11



Statistics as of 12-31-11

Statistic	Port Avg	Rel S&P 500	Rel Cat
P/E Ratio	9.97	0.72	0.80
P/B Ratio	1.48	0.71	0.85
P/C Ratio	4.42	0.62	0.69
GeoAvgCap (\$mil)	25,648.07	0.46	1.14

Risk Measures as of 03-31-12

Risk Measure	Port Avg	Rel S&P 500	Rel Cat
3 Yr Std Dev	17.73	1.09	0.91
3 Yr Beta	0.82	—	0.94
3 Yr Sharpe Ratio	1.12	0.81	1.04
3 Yr Alpha	5.19	—	1.01
3 Yr R-squared	93.22	—	1.07

Morningstar World Regions as of 12-31-11

Region	% Fund
Americas	57.72
North America	57.73
Latin America	0.00
Greater Europe	22.46
United Kingdom	6.14
Europe Developed	16.32
Europe Emerging	0.00
Africa/Middle East	0.00
Greater Asia	19.81
Japan	11.45
Australasia	7.02
Asia Developed	1.33
Asia Emerging	0.00

Operations

Redemption Fee	—
Expense Ratio	1.61% of fund assets
Gross Expense Ratio	1.61% of funds assets
Initial Class Inception Date	09-15-97
Fund Inception Date	09-15-97
Advisor	Invesco Advisers, Inc.

Portfolio Manager(s)

Uwe Draeger. B.S., Hochschule fur Okonomie Berlin. M.A., City of London Polytechnic. M.B.A., University of Cambridge. Since 2008.
Karl-Georg Bayer. M.B.A., University of Darmstadt, Germany, 1989. B.A., University of Darmstadt, Germany. Since 2010.
Jens Langewand. M.B.A., University of Munster, 1994. Ph.D., University of Augsburg, 2000. Since 2010.